

# Product Information

## FITSLETIN - Letter Tile Slide Insert

BS EN 1176 - Designed to British & European Standards


### MATERIALS

Panel - Two Colour  High Density Polyethylene (HDPE)

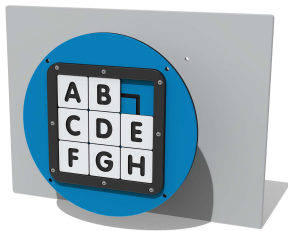

### SUPPLY METHOD

Insert - Fully assembled

### FEATURES

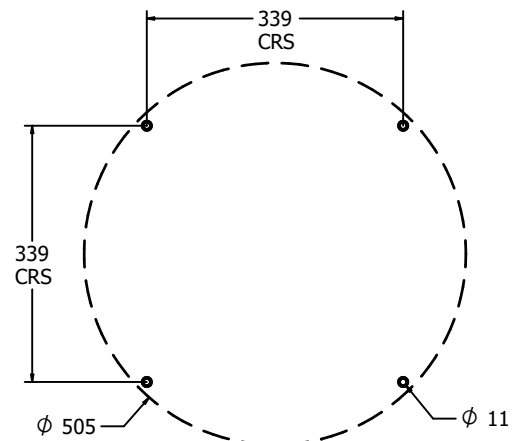
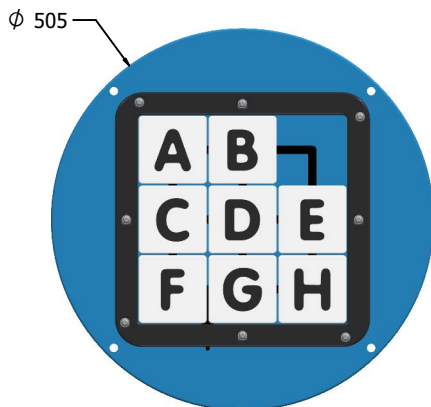
 **TILES** - Tile slide letter puzzle

 **LETTERS** - Arrange alphabetical order



Insert can easily attach to your own panel

### DIMENSIONS



Required Host Panel Detail

### TECHNICAL

Age Range: 2+ Years  
 Largest Part:  $\phi 505 \times 30$ mm  
 Total Weight: 4kg Approx.  
 Surfacing: N/A

IMPORTANT: you must specify the colour option you require at the time of order if it is different from the colour listed/shown above, requirements are subject to availability at the time of order