


Product Information

FITSLET - Letter Tile Slide Play Panel

BS EN 1176 - Designed to British & European Standards


MATERIALS


Panel - Two Colour  High Density Polyethylene (HDPE)


SUPPLY METHOD

Panel - Pre-assembled singular panel

FEATURES

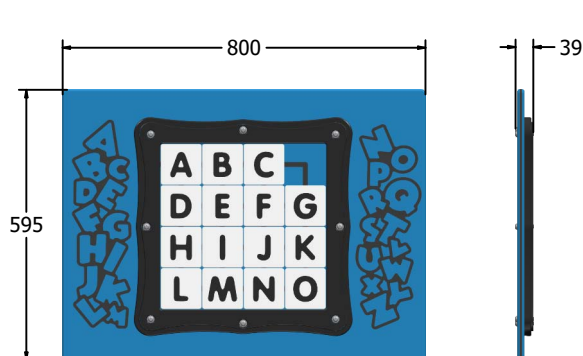
 **TILES** - Tile slide letter puzzle

 **LETTERS** - Arrange alphabetical order

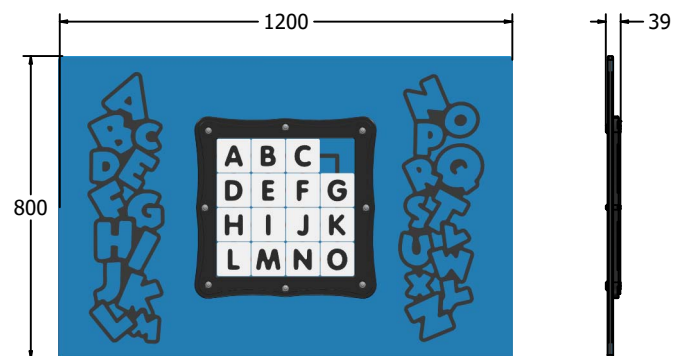
 **INCLUSIVE** - Activity positioned at accessible height



DIMENSIONS



FITSLET6 Standard Panel
FITSLET6-AL-WP Panel with Alu Posts



FITSLET3 Standard Panel
FITSLET3-AL-WP Panel with Alu Posts

TECHNICAL

Age Range: 2+ Years
Largest Part: 595 x 800 x 39mm
Total Weight: 9kg
Surfacing: N/A

Age Range: 2+ Years
Largest Part: 800 x 1200 x 39mm
Total Weight: 16kg
Surfacing: N/A

IMPORTANT: you must specify the colour option you require at the time of order if it is different from the colour listed/shown above, requirements are subject to availability at the time of order