

# Product Information

## Multi-Play Tube Slides

BS EN 1176 - Designed to British & European Standards

### MATERIALS

Panel - High Density Polyethylene (HDPE)

Slide - Polyethylene with a smooth finish

### SUPPLY METHOD


Slide - Supplied in sections with fixings

Panel and Supports - Supplied separately with fixings

### FEATURES



SLIDE - Moulded Tube Slide



FIMPTUST1200-15  
(For 1.2m Platform)



FIMPTUST600-15  
(For 0.6m Platform)

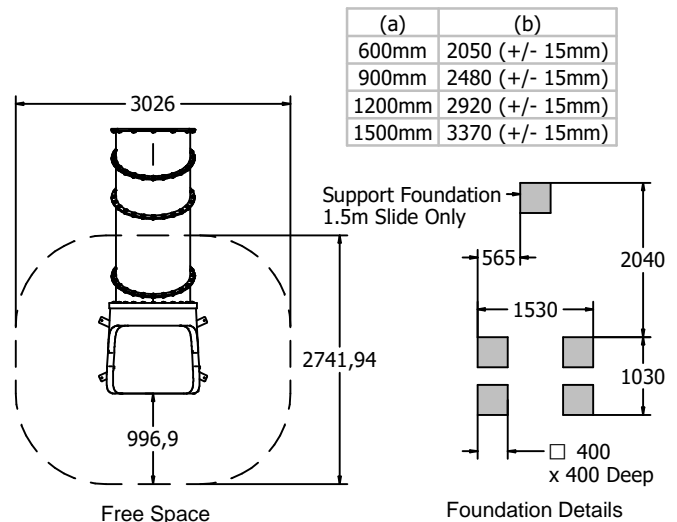
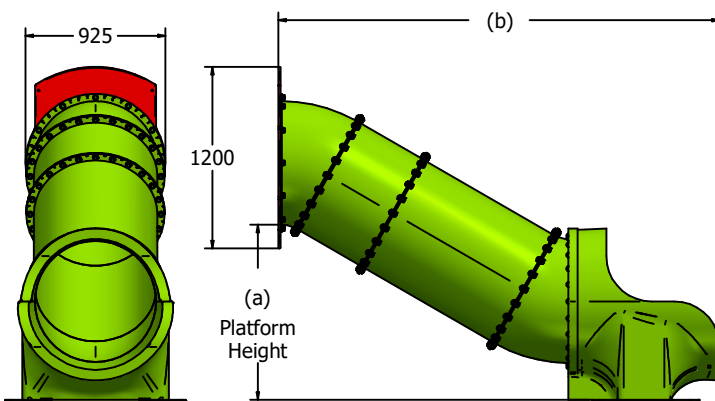


FIMPTUST900-15  
(For 0.9m Platform)



FIMPTUST1500-15  
(For 1.5m Platform)

### DIMENSIONS & FOUNDATION



### TECHNICAL

Age Range: 4+ Years  
 Largest Part: Entry Panel - 800 x 1200 x 15mm  
 Heaviest Part: Slide Exit - 32kg  
 Total Weight: Approx. (0.6m = 72kg), (0.9m = 82kg), (1.2m = 95kg), (1.5m = 123kg)  
 Free Space: See diagram above right  
 Surfacing: 1.5m from the extents with a 2m run out (1m run out for 0.6m Platform Slide)

IMPORTANT: you must specify the colour option you require at the time of order if it is different from the colour listed/shown above, requirements are subject to availability at the time of order