
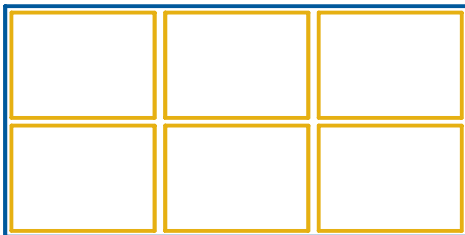


Standard HDPE Panel Yields per Sheet


To help you and your designers to calculate the best sheet usage and optimization, we have put together a list of sizes and sheet yields for that size.




8 No. Pieces - 595mm x 595mm




6 No. Pieces - 595mm x 800mm



4 No. Pieces - 1200mm x 595mm



3 No. Pieces - 1200mm x 800mm



2 No. Pieces - 1200mm x 1200mm



1 No. Pieces - 1200mm x 2400mm