
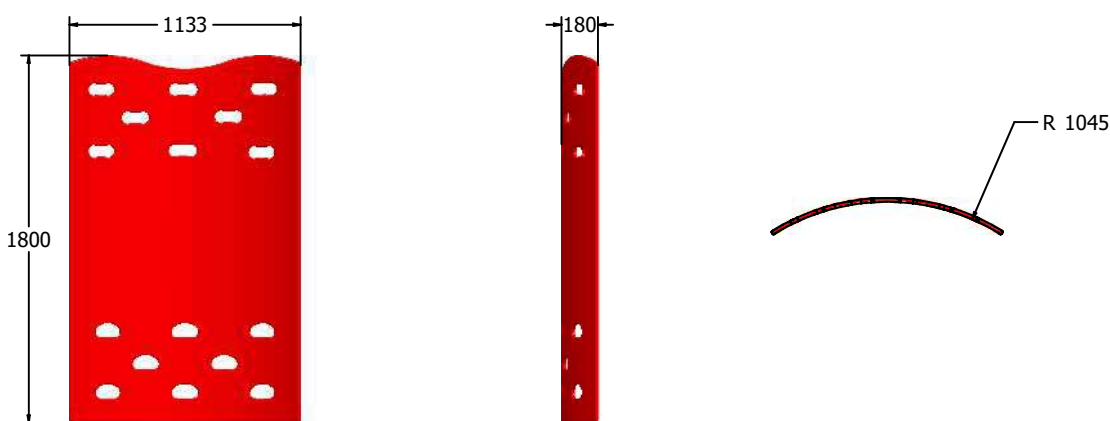


Product Information

FITRCURVPLAIN - Curved Plain Traverse Wall



Designed to British & European Standard BS EN 1176



Age Range: 5+ Years
Largest Part: 1800x1133x180mm
Heaviest Part: Approx. - 36kg
Total Weight: Approx. - 36Kg
Surfacing : N/A


Minimum Inspection Schedule	
Inspection Type	Inspection Frequency
Visual	Every Month
Functionality	Every Month
Comprehensive	Every 6 Months

Material: **Design Panel**- Two Colour High Density Polyethylene (HDPE) with orange peel texture finish

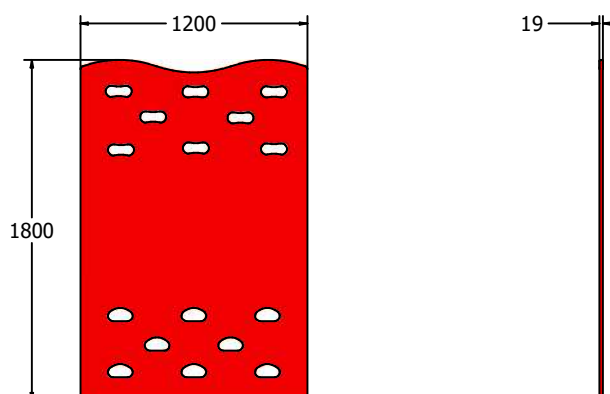
Colour Choices: **Design Panel** - Broad selection available, visit the website below for further details

Product Information

FITRPLAIN - Plain Traverse Wall



Designed to British & European
Standard BS EN 1176



Age Range: 5+ Years
Largest Part: 1800x1200x19mm
Heaviest Part: Approx. - 36.5Kg
Total Weight: Approx. - 36.5Kg
Surfacing : N/A

Minimum Inspection Schedule	
Inspection Type	Inspection Frequency
Visual	Every Month
Functionality	Every Month
Comprehensive	Every 6 Months

Material: **Design Panel**- Two Colour High Density Polyethylene (HDPE) with orange peel texture finish

Colour Choices: **Design Panel** - Broad selection available, visit the website below for further details