

Product Information

FISPDICEIN - Spin Dice Insert

BS EN 1176 - Designed to British & European Standards


MATERIALS


Panel - Two Colour  High Density Polyethylene (HDPE)


SUPPLY METHOD

Insert - Fully assembled

FEATURES

 **SOCIAL** - Spin dice to support your own games

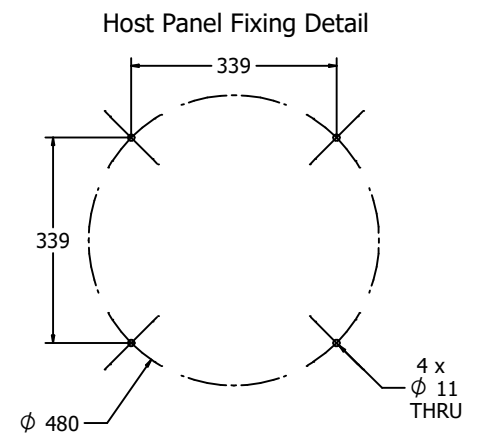
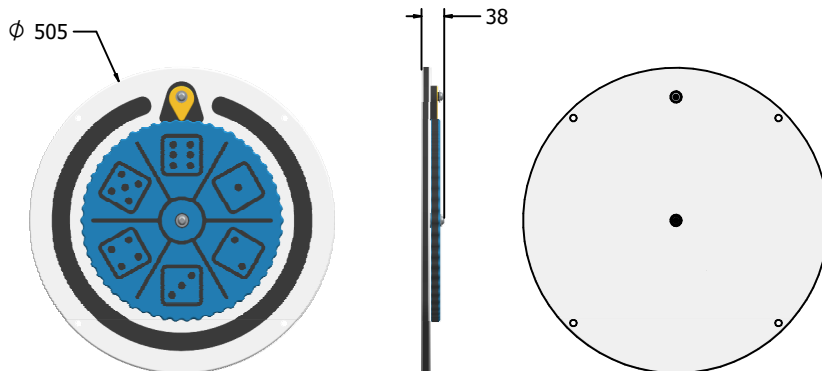
 **ROTATE** - Spinning dice disc with pointer



Insert can be easily attached to your own panel



DIMENSIONS



CAD Template Available

TECHNICAL

Age Range: 2+ Years
 Largest Part: FISPDICEIN - $\phi 505 \times 38\text{mm}$
 Total Weight: FISPDICEIN - 5kg Approx.
 Surfacing: N/A

IMPORTANT: you must specify the colour option you require at the time of order if it is different from the colour listed/shown above, requirements are subject to availability at the time of order