


Product Information

FIMPSLL-15 - Multi Play Sloping Link Ladder

BS EN 1176 - Designed to British & European Standards

MATERIALS

Panel - Two Colour  High Density Polyethylene (HDPE)

Brackets - Stainless Steel

Rungs - Silver Anodised Aluminium

SUPPLY METHOD

Entry Panel - Supplied separately with the fixings needed to attach to platform and each other

Link Ladder - Pre-assembled

(Fixings to attach to posts **not included**.)

FEATURES



CLIMB - Link Ladder



Slip Resistant Ladder Rung

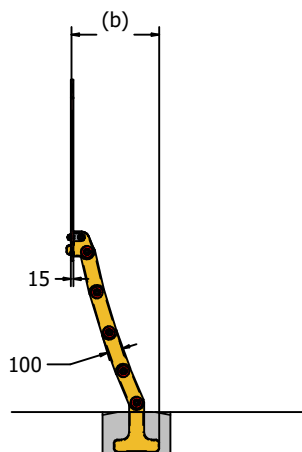
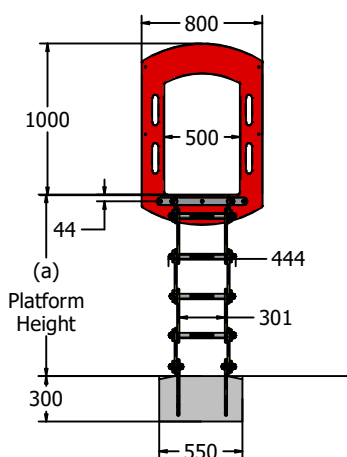


FIMPSLL1500-15
(For 1.5m Platform)



FIMPSLL1200-15
(For 1.2m Platform)

DIMENSIONS



(a)	(b)
1200mm	583mm
1500mm	736mm

TECHNICAL

Age Range: 4+ Years
Largest Part: Ladder Section (a)+255mm x (b) x 444mm
Heaviest Part: Ladder Section Approx. (1.2m = 9.5kg), (1.5m = 12.5kg)
Total Weight: Approx. (1.2m = 18kg), (1.5m = 21kg)
Surfacing: 1.5m from the extents of the equipment with a critical fall height in excess of (a)

IMPORTANT: you must specify the colour option you require at the time of order if it is different from the colour listed/shown above, requirements are subject to availability at the time of order