

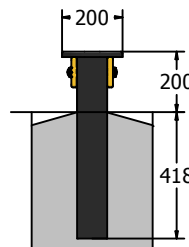
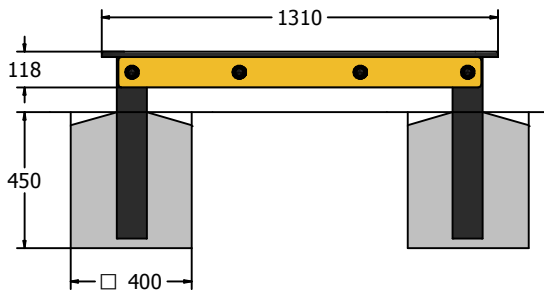
# Product Information

## Balance Beams

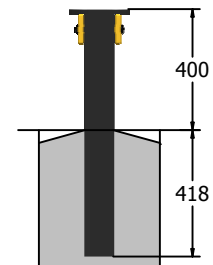


Pre assembled Balance Beam section for easy installation.

Anti-Slip Polydek Tread



FIFTBBEAM200



FIFTBBEAM400

**FIFTBBEAM200**

Age Range: 4+ Years  
Largest Part: Beam Assembly 1310 x 200 x 118mm  
Heaviest Part: Beam Assembly Approx. 11kg  
Total Weight: Approx. 21kg  
Surfacing : N/A

**FIFTBBEAM400**

Age Range: 4+ Years  
Largest Part: Beam Assembly 1310 x 200 x 118mm  
Heaviest Part: Beam Assembly Approx. 11kg  
Total Weight: Approx. 24kg  
Surfacing : N/A

Designed to  
British & European  
Standard BS EN 1176

**Minimum Inspection Schedule**

Inspection Type	Inspection Frequency
Visual	Every Month
Functionality	Every Month
Comprehensive	Every 6 Months

Material: **Single Colour Panel** - High Density Polyethylene (HDPE) with orange peel texture finish  
**Recycled Posts** - Made from 100% recycled plastic with a heavy texture finish  
**Polydek** - Recycled High Density Polyethylene (HDPE) with an anti-slip rubber top surface

Colour Choices: **Single Colour Panel** - Broad selection available, visit the website below for further details  
**Polydek** - Anthracite Button (shown) or Blue Smooth